



MURALS

BOTÁNICOS

MATERIALES

KIDS

AD
APDECORATION

MURALS

MURALS

TODOS NUESTROS MATERIALES SON:

ALL OUR MATERIALS ARE / TOUS NOS MATÉRIAUX SONT/ ВСЕ НАШИ МАТЕРИАЛЫ:

TextArt Canvas

2



AUTOADHESIVO
FÁCIL DE INSTALAR

SELF-ADHESIVE
EASY TO FIX

AUTO-ADHÉSIF
POSE FACILE

САМОКЛЕЯЩИЕСЯ,
ЛЕГКО НАНОСИТЬ



SIN COLAS

NO GLUES
NEEDED

PAS BESOIN
DE COLLE

БЕЗ КЛЕЯ



TEXTIL

TEXTILE

TEXTILE

ТЕКСТИЛЬ



LAVABLE

EASY TO
CLEAN

FACILE À
NETTOYER

МОЮЩИЕСЯ



APTO PARA
GOTELÉ
SUITABLE FOR
ROUGH SURFACES

ADAPTÉ À
MUR GOUTTELE-
TTE

ПОДХОДИТ ДЛЯ
ГОТЕЛЕ



TINTAS
ECOLÓGICAS
ECOLOGIC
INKS

ENCRE
ÉCOLOGIQUES

ЭКОЛОГИЧНЫЕ
КРАСКИ



RESISTENTE
A LA LUZ
FADE
RESISTANT

RÉSISTANT
À LA LUMIÈRE

УСТОЙЧИВОСТЬ
К СВЕТУ



REPOSICIONABLE

REPOSITIONABLE

REPOSITIONNABLE

ВОЗМОЖНОСТЬ
ПЕРЕМЕСТИТЬ



SIN
BURBUJAS
NO BUBBLES
FORMED

SANS BULLES

БЕЗ
ПУЗЫРЕЙ




TRANSPIRABLE

BREATHABLE

RESPIRANT

ДЫШАЩИЕ



COLOCACIÓN RECTA
SIN SOBRANTES
STRAIGHT MATCH
NOT LEFT OVERS

PLACEMENT DROIT
PAS DE SURPLUS

ПРЯМАЯ ПОКЛЕЙКА
БЕЗ ИЗЛИШЕК

MEDIDAS MURALS:
SIZES / MESURES / РАЗМЕРЫ:



* Hacemos proyectos personalizados · Nous faisons des projets sur mesure · We do custom projects
Делаем проекты под заказ



▶ WATCH ME

Vídeo de colocación · Instructions video · Vidéos tutorielles de pose
· Видео по установке



MURALS

BOTÁNICOS
MATERIALES
KIDS

INDEX

Botánicos



A Dream of Nature	92
Aquarelle	66
Banana Tree Belge	76
China Palace	68
Dancing Poppies	50
Dreaming Magnolias	52
Enchanted Forest	8
Eternity	60
Fantasy Garden	36
Flower Wall	30
Flowery At Five	64
Garden	24
Magical Forest	32
Orinoco	80
Painting	26
Peonies Garden	62
Pure Nature	18
Romantic	54
Rose Garden	46
Savy Flowers	42
Spring Miracle	74
Tropic Fever	86
Velvet Roses	58
Voyager	14
Vuelo	22

Materiales

Brick Berenjena	118
Brick Dark	114
Brick Decape White	124
Brick Pale White	120
Brick Pale White	122
Calacatta Brown	98
Chevrons	106
Concrete Blocks	140
Concrete Deco	150
Concrete Lines	148
Concrete Stone	146
Concrete Wall	144
Dark Marble	100
Faces	152
Industry	138
London Brick	126
Macael Pink	96
Madera Blanca	112
Make Up Pink	136
Stone Rock	128
Wood Soft	102
Wood Wall	108

Kids

Color World	174
Flower World	176
Little Sea	168
Mapa del Mundo	182
Mapa del Mundo Pale	184
Monkey Jungle	188
Mountains	164
Pretty Little World	170
Rainbow On White	162
Strawberry Fields	160
Town	188
Traveling	180



MURALS

BOTÁNICOS



AD
APDECORATION



A misty, ethereal forest scene with several trees and birds flying in the sky. The overall tone is soft and dreamlike, with a light beige or cream color palette. The text "ENCHANTED FOREST" is centered in the middle of the image.

ENCHANTED FOREST



Ambiente Enchanted Forest Blue



Ambiente Enchanted Forest Green



Ambiente Enchanted Forest Grey



Ambiente Enchanted Forest Pink



Lippoldbuchdruck
 ist in dem speciali Verordnungsfall
 Oberst Wehrschauen
 gelogner Gallische und Rittungist,
 der Alt. Wormliche gis

geseant.
 (Decorative flourish)

al ist das die Günstlichheit ist in dem
 Königlichem Oberst Wehrschauen
 gelogner Alt. Wormliche Gallische
 und Rittungist

aus dem Oberst Wehrschauen
 gelogner Alt. Wormliche Gallische
 und Rittungist

aus dem Oberst Wehrschauen
 gelogner Alt. Wormliche Gallische
 und Rittungist

aus dem Oberst Wehrschauen
 gelogner Alt. Wormliche Gallische
 und Rittungist



Polé
 austr
 Douche
 Wilhel
 Pierre



VOYAGER





Gegehrten
an
den in dem General-Verdingungs-Verfahren
Carl Hermannshausen
gekauft worden, und
den 10. November 1871
gegeben.

Den 10. November 1871
Carl Hermannshausen
gekauft worden, und
den 10. November 1871
gegeben.
Den 10. November 1871
Carl Hermannshausen
gekauft worden, und
den 10. November 1871
gegeben.
Den 10. November 1871
Carl Hermannshausen
gekauft worden, und
den 10. November 1871
gegeben.





Ambiente Voyager

PURE NATURE

18







Ambiente Pure Nature Cálido



Ambiente Pure Nature Fríos



Ambiente Vuelo



VUELO



GARDEN



Ambiente Garden

A detailed landscape painting depicting a valley. In the foreground, a large, gnarled tree trunk lies on the ground. To the right, a tall, slender tree with a wide, flat canopy stands prominently. The middle ground is filled with lush green trees and rolling hills. In the distance, a group of people in period clothing are gathered in a grassy field, some pointing towards the horizon. The sky is filled with soft, white clouds, and the overall atmosphere is serene and naturalistic.

PAINTING







Ambientes Painting





FLOWER WALL



Ambiente Flower Wall



Ambiente Magical Forest Blue

A monochromatic, textured illustration of a forest scene. The image features several trees of varying heights and types, including tall, thin trees and shorter, bushier ones. The background is a misty, layered landscape with rolling hills or mountains. The overall style is painterly and atmospheric, with a focus on light and shadow. The text "MAGICAL FOREST" is centered in the middle of the image.

MAGICAL FOREST



Ambiente Magical Forest Cream



35


Ambiente Magical Forest Malva



A decorative interior scene featuring a gold floral wallpaper. In the foreground, a wooden hand mannequin stands on a wooden surface. To its left is a blue clock with a gold frame and feet. To its right is a small green cactus in a silver metal bucket. Further right, a gold wire shelf holds several small gold-framed cards. In the background, a gold clipboard with a white sheet of paper is mounted on the wall, and a piece of corkboard is pinned to the wall. The overall aesthetic is modern and elegant.

FANTASY GARDEN
YELLOW

FANTASY GARDEN
GREY





Ambiente Fantasy Garden Grey



Ambiente Fantasy Garden Blue

FANTASY GARDEN
BLUE





SAVY FLOWERS



43

Ambiente Savy Flowers



Ambiente Savy Flowers



Ambiente Savy Flowers



Ambiente Rose Garden

The background is a soft, artistic watercolor illustration of a rose garden. It features various shades of pink, from pale blush to deep magenta, with delicate, layered petals and soft, blended edges. The roses are scattered across the frame, creating a dreamy and romantic atmosphere. The text 'ROSE GARDEN' is centered in a clean, black, sans-serif font, standing out against the light, floral backdrop.

ROSE GARDEN



Ambiente Rose Garden Azul

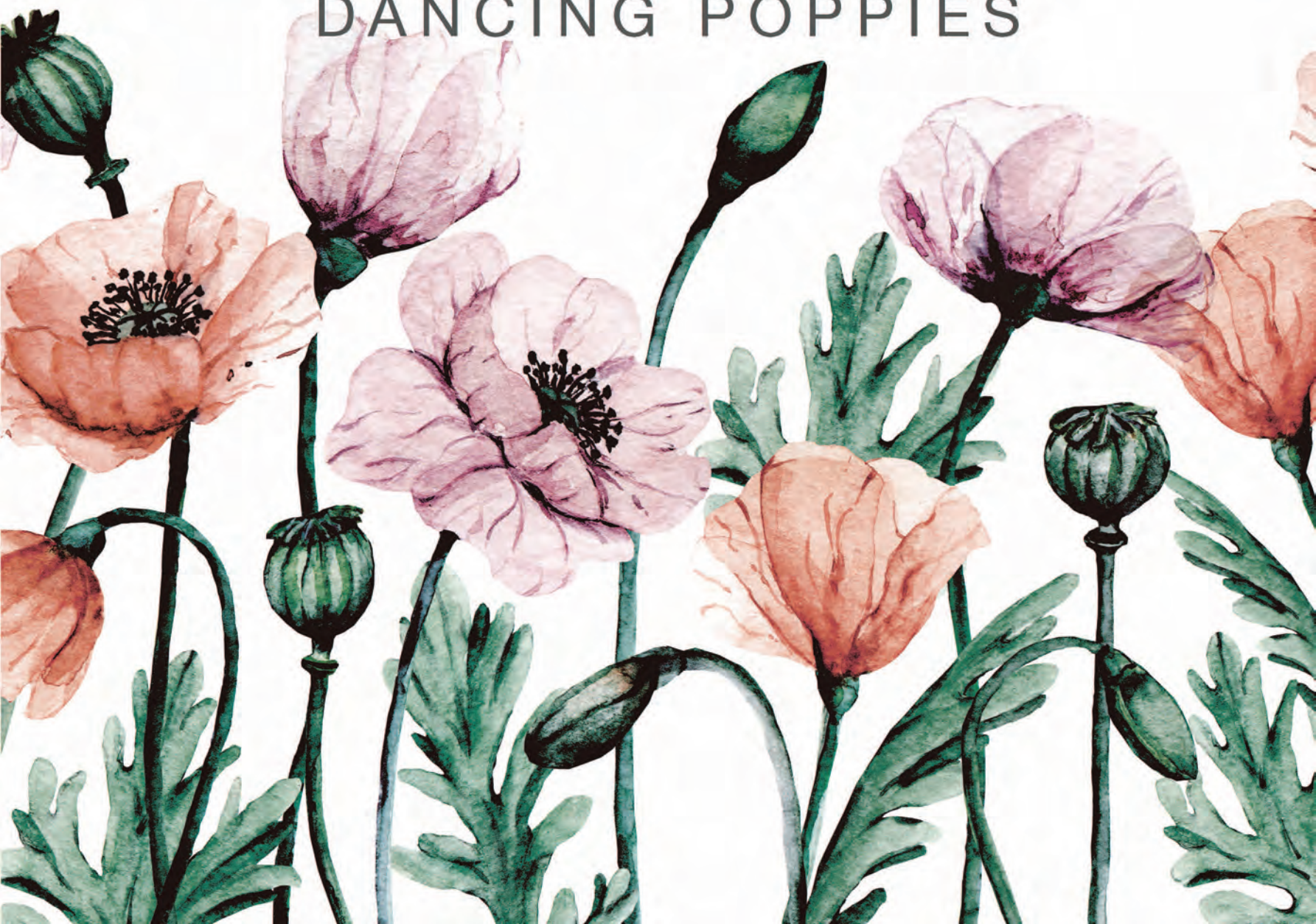


Ambiente Rose Garden Crema



Ambiente Dancing Poppies

DANCING POPPIES





DREAMING MAGNOLIAS



Ambiente Dreaming Magnolias




Ambiente Romantic

ROMANTIC









VELVET ROSES



Ambiente Velvet Roses




ETERNITY





Ambiente Peonies Garden



PEONIES GARDEN



FLOWERY AT FIVE



Ambiente Flower At Five



Ambientes Aquarelie



AQUARELIE



CHINA PALACE





Ambiente China Palace Cream



Ambiente China Palace Cream



Ambiente China Palace Blue



73

Mural China Palace Blue





Ambiente Spring Miracle

A watercolor-style floral pattern featuring large, multi-petaled flowers in shades of pink and red, with dark green centers and leaves. The flowers are scattered across a white background, creating a delicate and artistic design.

SPRING MIRACLE



BANANA TREE BEIGE



Ambiente Banana Tree Beige



Ambiente Banana Tree Beige



Ambiente Banana Tree Beige

A detailed botanical illustration of various tropical leaves. The composition features several large, dark green leaves with prominent, parallel veins, some showing signs of wear or damage. Interspersed among these are several large, brownish-tan leaves, likely representing dried or fallen foliage. The background is a soft, light pinkish-beige color. The word "ORINOCO" is centered in the middle of the image in a clean, white, sans-serif font.

ORINOCO





Ambiente Orinoco



Ambiente Orinoco Soft



ORINOCO SOFT

A toucan with a large, dark beak and white chest is perched on a palm frond. The background is black, and the scene is filled with various tropical plants, including palm fronds and broad leaves, all rendered in a golden-brown, monochromatic color scheme.

TROPIC FEVER
BLACK





Ambiente Tropic Fever Black



Ambiente Tropic Fever Black



Ambiente Tropic Fever Soft



TROPIC FEVER SOFT



A DREAM OF NATURE



MURALS

MATERIALES



AD
APDECORATION

The image shows a piece of marbled paper with a light beige or cream-colored base. It is decorated with intricate, organic patterns of thin, branching veins in shades of pink, peach, and light orange. The veins are scattered across the surface, creating a delicate and artistic texture. In the center of the image, the words "MACAEL PINK" are printed in a clean, black, sans-serif font.


MACAEL PINK



Ambiente Macael Pink



Ambiente Calacatta Brown

The image shows a close-up of Calacatta Brown marble. The background is a complex pattern of light beige and cream-colored veins, with darker brown and greyish veins interspersed throughout. The texture is organic and non-repeating. The text 'CALACATTA BROWN' is centered horizontally and vertically in a clean, black, sans-serif font.

CALACATTA BROWN

The image features a dark, charcoal-colored marble background. The surface is characterized by prominent, vertical, light-colored veins that vary in thickness and intensity, creating a complex, organic pattern. The overall texture is smooth but visually busy due to the intricate veining.

DARK MARBLE



Ambiente Dark Marble

The image features a background of vertical wood planks with a natural, light brown color and visible grain patterns. The planks are arranged in a regular, parallel fashion, creating a textured and organic appearance. The lighting is even, highlighting the subtle variations in the wood's surface.

WOOD SOFT





Ambiente Wood Soft



105

Ambiente Wood Soft



Ambiente Chevrons



CHEVRONS

WOOD WALL GREEN



Ambiente Wood Wall Green



Ambiente Wood Wall Burdeaux



Ambiente Wood Wall Blue

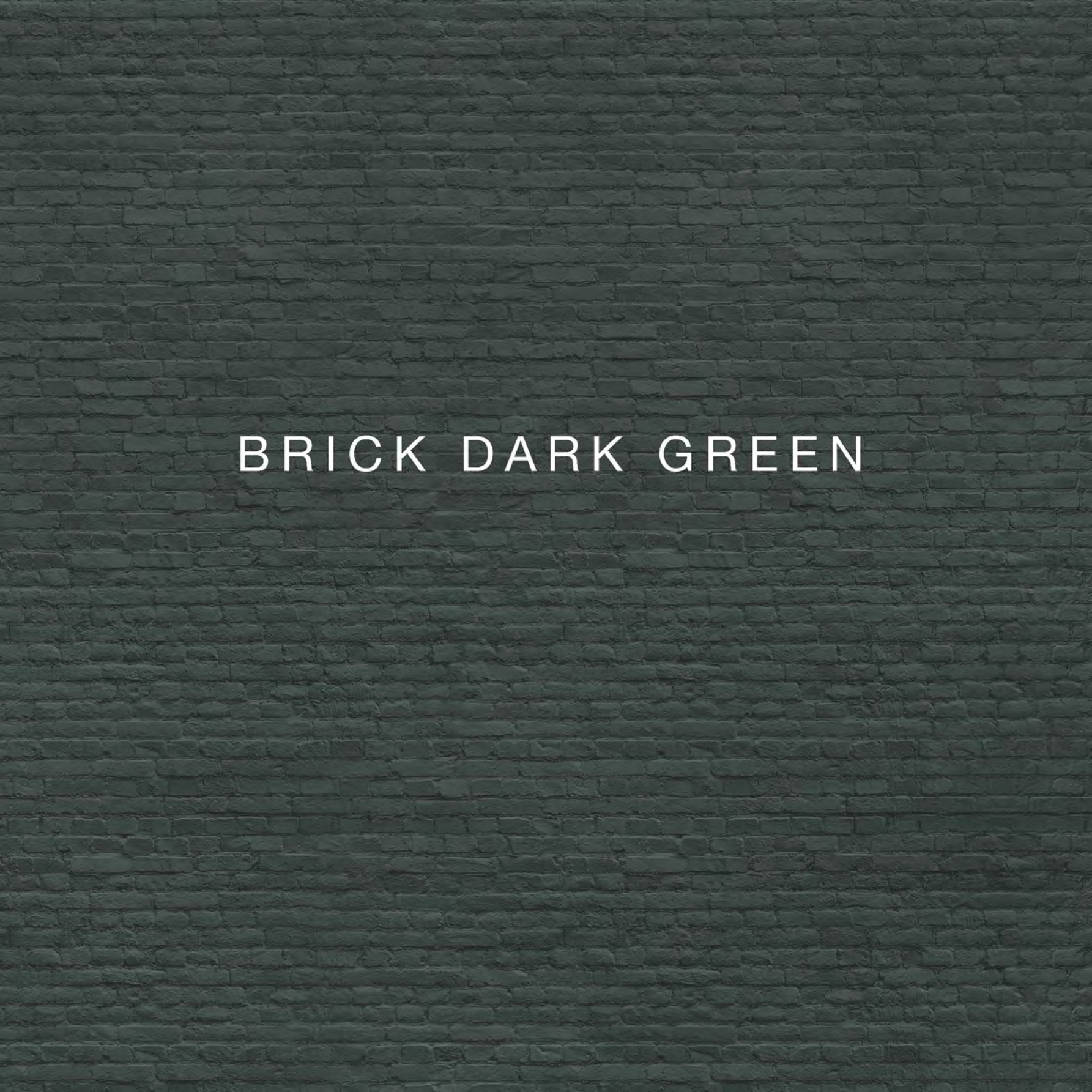


Ambiente Madera Blanca

MADERA BLANCA



Ambiente Brick Dark Green

A dark green brick wall texture with a repeating pattern of bricks and mortar. The bricks are rectangular and arranged in a standard running bond pattern. The mortar is a slightly lighter shade of green, creating a textured, three-dimensional appearance. The overall color is a deep, muted green.

BRICK DARK GREEN

A close-up, high-resolution image of a brick wall. The bricks are a deep, dark blue color, and the mortar joints are a slightly lighter shade of the same color. The texture is highly detailed, showing the individual bricks and the recessed mortar lines. The lighting is even, highlighting the three-dimensional quality of the bricks.

BRICK DARK BLUE



Ambiente Brick Dark Blue



Ambiente Brick Berenjena

BRICK BERENJENA

A close-up, full-frame image of a brick wall. The bricks are a uniform light, off-white or pale grey color, arranged in a standard running bond pattern. The mortar joints are visible, creating a grid-like texture. The lighting is even, highlighting the slight variations in the brick's surface. Centered horizontally and vertically across the middle of the image is the text "BRICK PALE WHITE" in a clean, black, sans-serif font.

BRICK PALE WHITE




121


Ambiente Brick Pale White



Ambiente Brick Pure White



BRICK PURE WHITE



BRICK DECAPE WHITE



Ambientes Brick Decape White





Ambiente London Brick

A close-up, full-frame image of a brick wall. The bricks are a warm, reddish-brown color with a slightly textured surface. The mortar joints are a light, off-white color, creating a grid pattern across the wall. The lighting is even, highlighting the individual bricks and their arrangement. In the center of the image, the words "LONDON BRICK" are written in a clean, white, sans-serif font. The text is centered both horizontally and vertically, with each letter clearly legible against the brick background.

LONDON BRICK



STONE ROCK MIX



129

Ambiente Stone Rock Mix



Ambiente Stone Rock Fríos

A close-up photograph of a wall constructed from grey, rectangular stone blocks. The stones have a rough, weathered texture and are arranged in a regular, staggered pattern. The lighting is even, highlighting the natural grain and color variations of the stone. In the center of the image, the words "STONE ROCK FRÍOS" are printed in a clean, black, sans-serif font.

STONE ROCK FRÍOS



Ambiente Stone Rock Fríos



Ambiente Stone Rock Fríos



STONE ROCK
CÁLIDOS



MAKE UP PINK





The image features a complex, industrial-style background. It consists of a mottled, greyish-white surface with various dark spots and stains, particularly in the upper and lower right areas. Overlaid on this texture is a grid of small, light-colored squares. The grid is not perfectly uniform; it has several diagonal lines and gaps, creating a sense of movement and depth. The overall aesthetic is gritty and technical.

INDUSTRY



CONCRETE BLOCKS



Ambiente Concrete Dark Blocks

The image shows a close-up of a dark, weathered concrete surface. The surface is divided into a grid of rectangular panels by vertical and horizontal lines. Each panel contains several small, circular indentations or holes, arranged in a regular pattern. The concrete has a mottled appearance with various shades of grey, blue, and brown, suggesting age and exposure to the elements. There are also some fine cracks and larger, irregular stains across the surface.

CONCRETE DARK
BLOCKS



Ambiente Concrete Wall



CONCRETE WALL

CONCRETE STONE



Ambiente Concrete Stone



Ambiente Concrete Lines

CONCRETE LINES

CONCRETE DECO





Ambiente Concrete Deco



FACES



Ambiente Faces





Ambiente Faces Beige



157

Ambiente Faces White

MURALS

KIDS





Ambiente Strawberry Fields



STRAWBERRY FIELDS

A watercolor illustration of a rainbow arching across the top of the page. The rainbow is composed of several distinct bands of color: a dark blue band at the top with small white stars and a white zig-zag line; a medium blue band with white stars; a green band with white zig-zag lines; a light green band with small white circles; a yellow band with small white circles; an orange band with small white circles; and a red band at the bottom with small white circles. The text "RAINBOW ON WHITE" is centered over the yellow and orange bands.

RAINBOW ON WHITE



163

Ambiente Rainbow On White



A stylized illustration of a mountain range. The mountains are represented by layered, jagged shapes in shades of gray, with the foreground mountain being the darkest. The sky is white and contains a yellow sun on the left and several small, golden-yellow triangles scattered across the upper portion. The word "MOUNTAINS" is centered in a dark gray, sans-serif font.

MOUNTAINS



Ambiente Mountains



167

Ambiente Mountains

LITTLE SEA





169

Ambiente Little Sea



Ambiente Pretty Little World



GROENLANDIA

NORTE AMÉRICA

EUROPE

PRETTY LITTLE WORLD

ÀFRICA

SUDAMÉRICA

ASIA





COLOR WORLD



175

Ambiente Color World



FLOWER
WORLD





Ambiente Flower World



Ambiente Flower World



181

Ambiente Traveling



Ambiente Mapa del Mundo

océano
Ártico



MAPA DEL MUNDO

América
del Norte

océano
Atlántico

Europa

Asia

África

océano
Índico

América
latina

Australia







Ambiente Mapa del Mundo Soft



Ambiente Monkey Jungle



MONKEY JUNGLE





TOWN



Ambiente Town



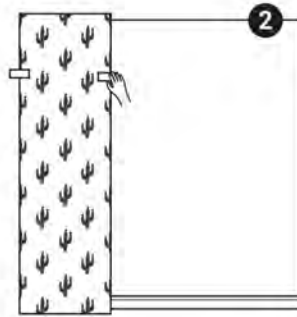
Ambiente Town Black

Colocación / Placement



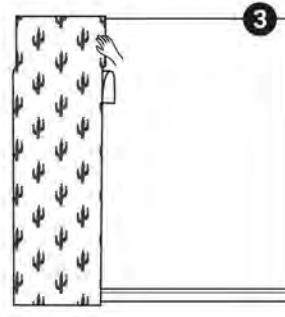
Limpiamos bien la superficie de polvo con un paño húmedo.

Clean the surface well



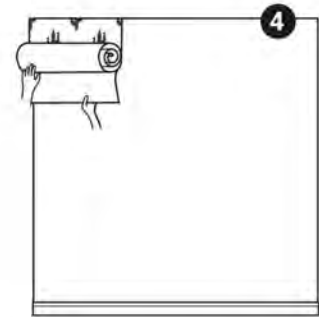
Tomamos la medida del ancho del panel y marcamos con un nivel.*
Plantea tu panel en la pared, con ayuda de cinta de carrocero.

We take the measurement of the panel width and mark with a level.*
Position your panel on the wall, with the help of masking tape.



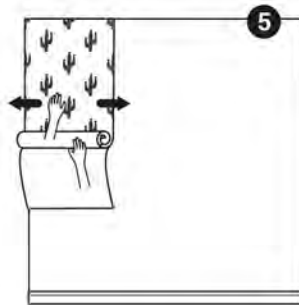
Retira la trasera unos 10 cm y dóblala por detrás.
Pega el trozo que ha quedado descubierto.

Peel the rear 10 cm and bend it through behind.
Stick the piece that has been uncovered.



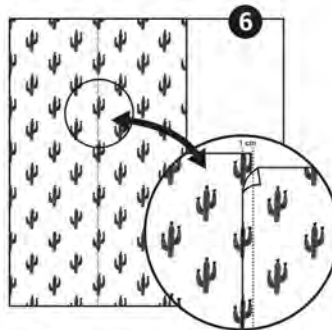
Enrolle el resto del papel para que sea más fácil instalarlo.

Wrap the rest of the paper to make it easier to install.




Vamos tirando del soporte trasero y con ayuda de la mano vamos pegando el papel desde el centro hacia fuera.

Keep peeling the rear support and with help of the hand or spatula stick the paper from inside out.



Repétimos el proceso con el siguiente panel. Montado 1 cm. sobre el panel anterior. Y así sucesivamente.

We repeat the process with the following panel with an overlapping (lap) of 1 cm.



Cortamos los posibles sobrantes y listo.

Cut the possible unnecessary leftovers and done.

*Te aconsejamos que empieces por el lado opuesto de la puerta de entrada a la habitación, así el solape se notará mucho menos.
*We advise you to start on the opposite side of the entrance door to the room, so the solape will be noticed much less.

Las paredes pintadas deberán haberse secado al menos dos semanas antes de aplicar el papel.
The painted walls should have been dried at least two weeks before applying the paper.

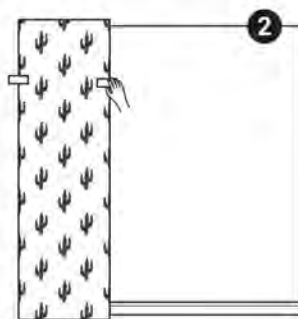
El producto no rinde en paredes con pintura satinada.
The product does not yield on walls with satin paint.

Placement / Расположение



Nettoyer bien la surface.

Хорошо очистить поверхность от пыли влажной салфеткой

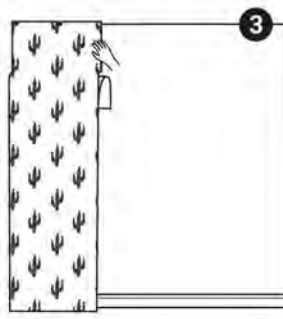


Nous prenons la mesure de la largeur du panneau et marquons avec un niveau *

Positionnez votre panneau sur le mur, avec aide du ruban adhésif.

Замеряем ширину рулона и отмеряем с уровнем*

Закрепляем панель к стене с помощью скотча

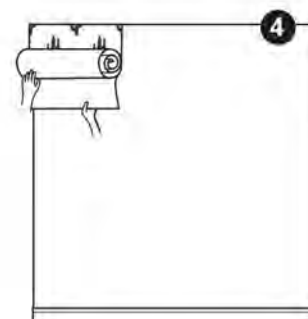


Enlever 20 cm de l'adhésive arrière et doubler vers l'arrière.

Coller le textile.

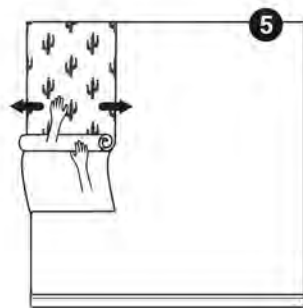
Отклеиваем 10 см задней части и загибаем

Наклеиваем открытую часть



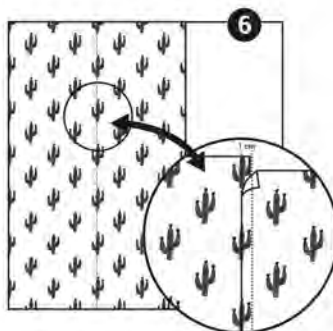
Enrouler le reste du textile.

Сворачиваем оставшуюся часть рулона, чтобы было легче наклеивать




Tirer petit à petit de l'arrière, pendant que vous continuez de coller, toujours de l'intérieur à l'extérieur.

Постепенно отклеиваем заднюю часть и с помощью руки или шпателя разравниваем от центра к краям



Nous répétons le processus avec le panneau suivant, superposer les panneaux un centimètre.

Повторяем то же самое со вторым рулоном с нахлестом в 1 см



Couper le surplus.

Обрезаем возможные излишки и готово.

* Nous vous conseillons de commencer du côté opposé de la porte d'entrée de la chambre, le solape sera très moins visible.

*Рекомендуем начать выклеивать с противоположной стороны от входа в комнату, чтобы нахлест был менее заметен.

Les murs peints devraient avoir été séchés au moins deux semaines avant l'application du papier

Крашенные стены должны сохнуть как минимум 2 недели

Le produit ne cède pas sur les murs avec de la peinture satinée.

Продукт не предназначен для стен с сатинированной краской



PIMUDECOR, S.L.

Bulevard Blasco Ibáñez 4, 3B
12003 Castellón de la Plana
Castellón, España
(+34) 677 59 68 04
info@apdecoration.com

www.apdecoration.com

AD
APDECORATION

